


Smart Construction Simulation 2025.1.21(Schedule) About the Release Version

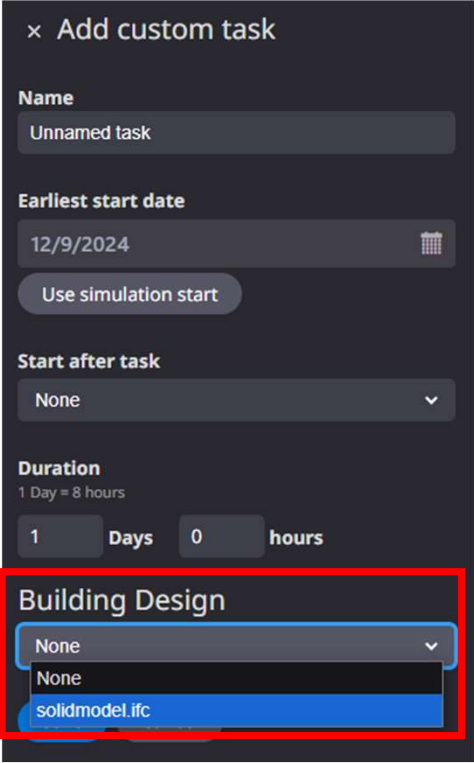
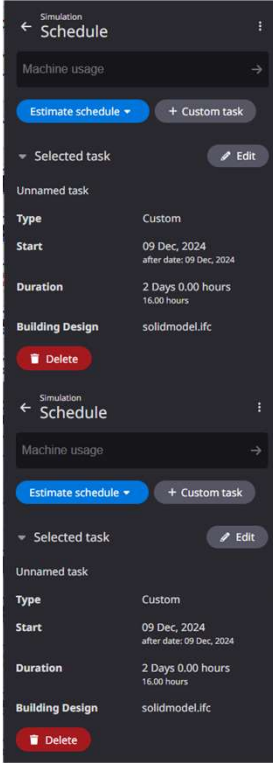

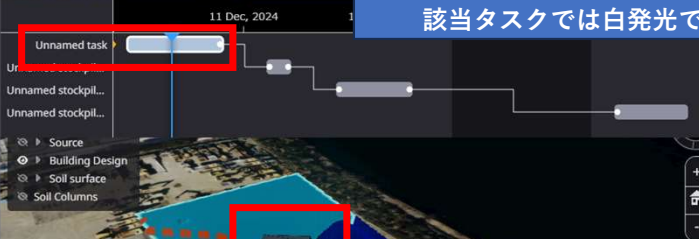



- We are pleased to announce the release of updates to "Smart Construction Simulation" with the following schedule and content.
- Due to system maintenance, the relevant services will not be available during the following dates.
 (*The release schedule, time, and contents are subject to change depending on the situation. Please understand this in advance.)

Schedule : Tuesday, January 21 (Japan time) 7:00 p.m. - 12:00 p.m.

NO.	Target Functions	Overview																																																																								
1	Simulation (Function Improvement)	<ul style="list-style-type: none"> Overview : Change the permissions for “Create, Change Settings, Delete” on site. Details : Regardless of the organization’s authority, if the authority of the site is [Site Supervisor], it has been changed to be able to “create, change settings, and delete” a site. <p>• Project creation permissions (Controlled by LandLog API's access control, based on site-level account permissions)</p> <table border="1" data-bbox="757 882 1912 1102"> <thead> <tr> <th colspan="2"></th> <th colspan="4">Organization</th> </tr> <tr> <th colspan="2"></th> <th>SurperAdmin</th> <th>Admin</th> <th>Manager</th> <th>Staff</th> </tr> </thead> <tbody> <tr> <td>Site</td> <td>Site supervisor</td> <td>✓</td> <td>✓</td> <td>✓</td> <td>✓</td> </tr> <tr> <td></td> <td>Operator (Leader)</td> <td>✗</td> <td>✗</td> <td>✗</td> <td>✗</td> </tr> <tr> <td></td> <td>Operator (General)</td> <td>✗</td> <td>✗</td> <td>✗</td> <td>✗</td> </tr> <tr> <td></td> <td>Staff (Viewer)</td> <td>✗</td> <td>✗</td> <td>✗</td> <td>✗</td> </tr> </tbody> </table> <p>• Project deletion and coordinate modification permissions (Controlled by LandLog API's access control, based on site-level account permissions)</p> <table border="1" data-bbox="757 1160 1912 1380"> <thead> <tr> <th colspan="2"></th> <th colspan="4">Organization</th> </tr> <tr> <th colspan="2"></th> <th>SurperAdmin</th> <th>Admin</th> <th>Manager</th> <th>Staff</th> </tr> </thead> <tbody> <tr> <td>Site</td> <td>Site supervisor</td> <td>✓</td> <td>✓</td> <td>✓</td> <td>✓</td> </tr> <tr> <td></td> <td>Operator (Leader)</td> <td>✗</td> <td>✗</td> <td>✗</td> <td>✗</td> </tr> <tr> <td></td> <td>Operator (General)</td> <td>✗</td> <td>✗</td> <td>✗</td> <td>✗</td> </tr> <tr> <td></td> <td>Staff (Viewer)</td> <td>✗</td> <td>✗</td> <td>✗</td> <td>✗</td> </tr> </tbody> </table>			Organization						SurperAdmin	Admin	Manager	Staff	Site	Site supervisor	✓	✓	✓	✓		Operator (Leader)	✗	✗	✗	✗		Operator (General)	✗	✗	✗	✗		Staff (Viewer)	✗	✗	✗	✗			Organization						SurperAdmin	Admin	Manager	Staff	Site	Site supervisor	✓	✓	✓	✓		Operator (Leader)	✗	✗	✗	✗		Operator (General)	✗	✗	✗	✗		Staff (Viewer)	✗	✗	✗	✗
		Organization																																																																								
		SurperAdmin	Admin	Manager	Staff																																																																					
Site	Site supervisor	✓	✓	✓	✓																																																																					
	Operator (Leader)	✗	✗	✗	✗																																																																					
	Operator (General)	✗	✗	✗	✗																																																																					
	Staff (Viewer)	✗	✗	✗	✗																																																																					
		Organization																																																																								
		SurperAdmin	Admin	Manager	Staff																																																																					
Site	Site supervisor	✓	✓	✓	✓																																																																					
	Operator (Leader)	✗	✗	✗	✗																																																																					
	Operator (General)	✗	✗	✗	✗																																																																					
	Staff (Viewer)	✗	✗	✗	✗																																																																					



NO.	Target Functions	Overview
2	Simulation (Function Improvement)	<ul style="list-style-type: none">• Overview : Implemented building design settings for custom tasks.• Details : Building designs can now be set for custom tasks in the process chart screen. In addition, the set building design is visualized on the 3DView during animation playback.    <p>Displayed with white luminescence in the relevant task 該当タスクでは白発光で表示</p>  <p>Normal display after the relevant task 該当タスク以降は通常表示</p>

NO.	Target Functions	Overview
3	Machine Simulation (Bug Repair)	<ul style="list-style-type: none"> Overview : Fixed a problem that prevented normal calculation of the construction zone alone on the day of the interval. Details : There was a problem that the amount of work increased more than the set value when a simple calculation was performed for a single construction area on the same day as the interval. The problem has been corrected so that calculations are performed using the set values as in standard calculations.  <p>The screenshot shows the 'Interval day/simple calculation' settings. The 'Interval' is set to 1 hour. The 'Area' is 900 m². The graph shows a planned volume of 1,572.03 m³ for 2023/08/18. A yellow box indicates that workloads are not matched and operating periods are longer. A blue box notes that the calculation was modified to correctly calculate workload and duration of operation.</p>

NO.	Target Functions	Overview
4	Machine Simulation (Function Improvement)	<ul style="list-style-type: none"> Overview : Addition of UI for selection of work category for construction zone single area Details : A new “Classification” setting has been added to the runway setting UI for cut and fill areas (slope and other), allowing the user to select “slope work” or “other work.” Note that existing calculation results will be retained, and “Slope Work” will be automatically selected if both total haul volume and area are entered. <div style="display: flex; justify-content: space-around; margin-top: 20px;"> <div data-bbox="622 671 1088 1369" style="border: 1px solid #333; padding: 5px; width: 45%;"> <p style="text-align: center; font-weight: bold; margin-bottom: 5px;">Before</p> <div style="margin-bottom: 5px;"><input checked="" type="checkbox"/> ▼ 【試用版】切土エリア(法面、その他) ×</div> <div style="margin-bottom: 5px;"><input checked="" type="checkbox"/> 同じ機械を用いる全ての走路に対して一括設定を行う</div> <div style="margin-bottom: 5px;">開始条件 指定日 ▼</div> <div style="margin-bottom: 5px;">開始日 2024/12/10 (火) 📅</div> <div style="border: 2px solid red; padding: 2px; margin-bottom: 5px;">総運搬土量 500 m3</div> <div style="border: 2px solid red; padding: 2px; margin-bottom: 5px;">面積 1,000 m2</div> <div style="margin-bottom: 5px;">▼ 【試用版】切土エリア(法面、その他) 建機</div> <div style="text-align: center; margin-top: 5px;">切土エリア(法面、その他) +</div> </div> <div data-bbox="1200 671 1644 1369" style="border: 1px solid #333; padding: 5px; width: 45%;"> <p style="text-align: center; font-weight: bold; margin-bottom: 5px;">After</p> <div style="margin-bottom: 5px;"><input checked="" type="checkbox"/> ▼ 【試用版】切土エリア(法面、その他) ×</div> <div style="margin-bottom: 5px;"><input checked="" type="checkbox"/> 同じ機械を用いる全ての走路に対して一括設定を行う</div> <div style="border: 2px solid red; padding: 2px; margin-bottom: 5px;">作業区分 <input checked="" type="checkbox"/> 法面作業 <input type="checkbox"/> その他作業</div> <div style="margin-bottom: 5px;">開始条件 指定日 ▼</div> <div style="margin-bottom: 5px;">開始日 2024/12/09 (月) 📅</div> <div style="border: 2px solid red; padding: 2px; margin-bottom: 5px;">面積 1,000 m2</div> <div style="margin-bottom: 5px;">▼ 【試用版】切土エリア(法面、その他) 建機</div> <div style="text-align: center; margin-top: 5px;">切土エリア(法面、その他) +</div> </div> <div data-bbox="1671 671 2114 1369" style="border: 1px solid #333; padding: 5px; width: 45%;"> <div style="margin-bottom: 5px;"><input checked="" type="checkbox"/> ▼ 【試用版】切土エリア(法面、その他) ×</div> <div style="margin-bottom: 5px;"><input checked="" type="checkbox"/> 同じ機械を用いる全ての走路に対して一括設定を行う</div> <div style="border: 2px solid red; padding: 2px; margin-bottom: 5px;">作業区分 <input type="checkbox"/> 法面作業 <input checked="" type="checkbox"/> その他作業</div> <div style="margin-bottom: 5px;">開始条件 指定日 ▼</div> <div style="margin-bottom: 5px;">開始日 2024/12/09 (月) 📅</div> <div style="border: 2px solid red; padding: 2px; margin-bottom: 5px;">総運搬土量 0 m3</div> <div style="margin-bottom: 5px;">▼ 【試用版】切土エリア(法面、その他) 建機</div> <div style="text-align: center; margin-top: 5px;">切土エリア(法面、その他) +</div> </div> </div>

