
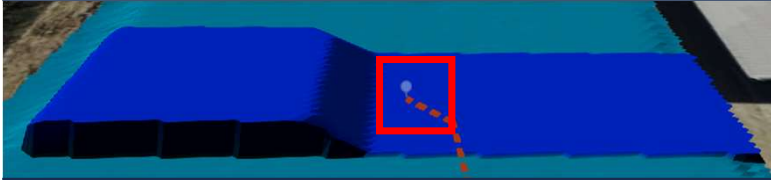



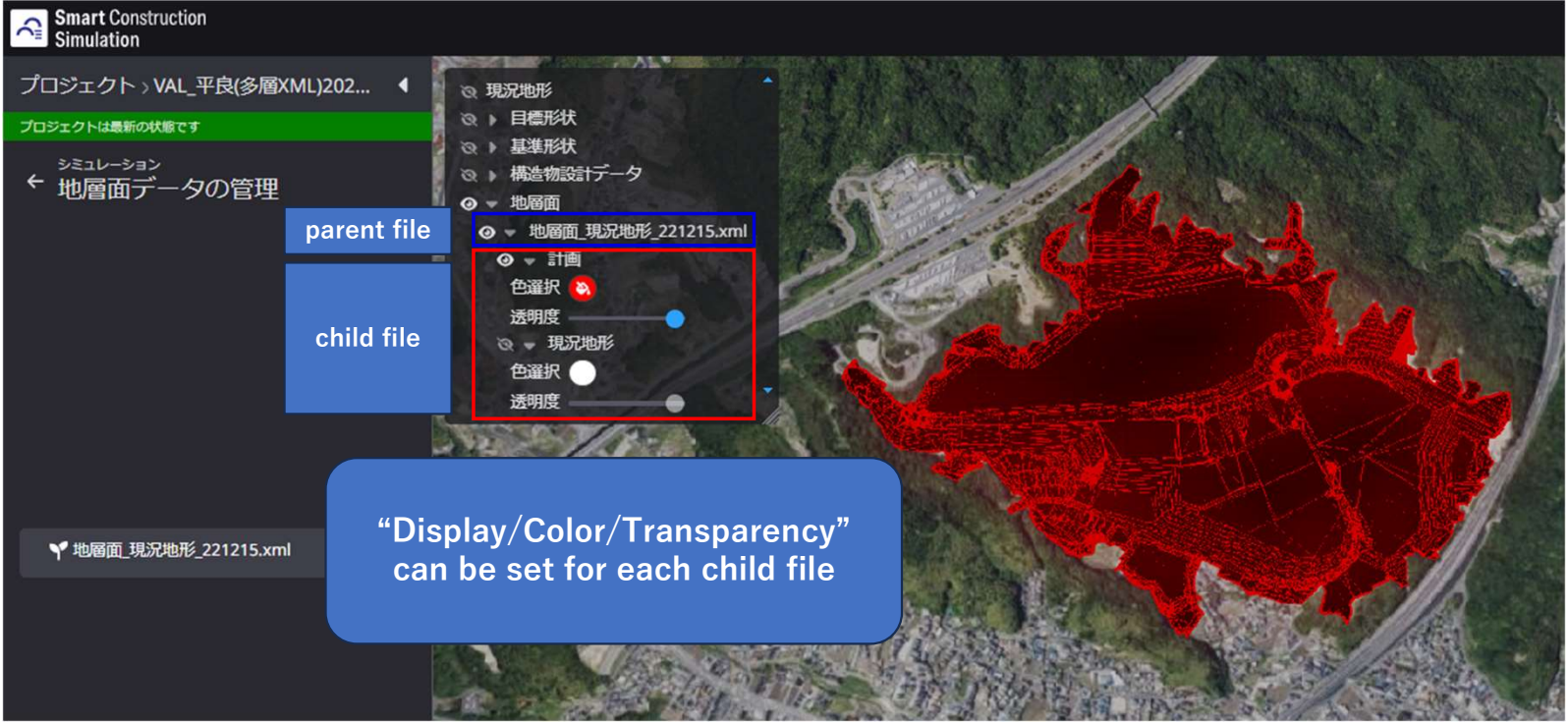
Smart Construction Simulation 2025.2.18(Schedule) About the Release Version



- We are pleased to announce the release of updates to "Smart Construction Simulation" with the following schedule and content.
- Due to system maintenance, the relevant services will not be available during the following dates.
 (*The release schedule, time, and contents are subject to change depending on the situation. Please understand this in advance.)

Schedule : Tuesday, February 18 (Japan time) 7:00 p.m. - 12:00 p.m.

NO.	Target Functions	Overview
1	Simulation (Function Improvement)	<ul style="list-style-type: none"> • Overview : Changed representative point of area to center of gravity considering area and soil volume • Details : Previously, the center of gravity of the area of the area was set as the representative point, but this has been changed so that the center of gravity, which takes into account the area and soil volume, is now used as the representative point. <div style="display: flex; align-items: center;"> <div style="display: flex; flex-direction: column; gap: 10px;"> <div style="text-align: center;"> <p>Before</p>  </div> <div style="text-align: center;"> <p>After</p>  </div> </div> <div style="margin-left: 20px;"> <p><Representative point> Center of gravity of area</p> <p><Representative point> Center of gravity of area and soil volume *Biased toward the larger soil volume</p> </div> <div style="margin-left: 20px; background-color: #FFD700; border-radius: 15px; padding: 10px; text-align: center;"> <p>If the representative point is outside the area, the point with the largest amount of cut and fill is adopted.</p> </div> </div>

NO.	Target Functions	Overview
2	Simulation (Function Improvement)	<ul style="list-style-type: none"> • Overview : Support for switching the display of multi-layer files on the Soil surface • Details : The display can now be changed for each file contained in a multilayer file by switching the display of the Soil surface. By expanding the parent file from the display toggle in the upper left corner of the 3D View, you can set the “visibility/color/transparency” of the child files. 

NO.	Target Functions	Overview
3	Machine Simulation (Bug Repair)	<ul style="list-style-type: none"> Overview : Modified validation checks when performing “excavation transportable” calculations. Details : There was a problem in which the output of the validation check did not match the output of the excavation/transport combination bulldozer and the other construction equipment when the calculation was run. This has been corrected so that a message will now correctly display the missing construction equipment. <div style="display: flex; justify-content: space-around; margin: 10px 0;"> <div style="border: 1px solid black; background-color: #4a7ebb; color: white; padding: 5px; border-radius: 10px;"> <Role Setting> <ul style="list-style-type: none"> Excavation/transportation combination Spreading out Compaction </div> <div style="border: 1px solid black; background-color: #4a7ebb; color: white; padding: 5px; border-radius: 10px;"> <Role of shortage> <ul style="list-style-type: none"> Laying and leveling </div> </div> <p style="text-align: center; margin: 5px 0;">Validation checks when executing calculations</p> <div style="display: flex; justify-content: space-between; margin-bottom: 10px;"> <div style="background-color: #1a3d4d; color: white; padding: 5px; border-radius: 5px;">Before</div> <div style="background-color: #333; color: white; padding: 5px;"> <ul style="list-style-type: none"> 「1」の荷降場の敷均し前の土を処理する建機がありません。 「1」の荷降場の締固め前の土を処理する建機がありません。 </div> <div style="background-color: #fff; color: #e67e22; padding: 5px; border-radius: 5px; font-weight: bold;">× Shortage of compaction</div> </div> <div style="display: flex; justify-content: space-between;"> <div style="background-color: #1a3d4d; color: white; padding: 5px; border-radius: 5px;">After</div> <div style="background-color: #333; color: white; padding: 5px;"> <ul style="list-style-type: none"> 「1」の荷降場の敷均し前の土を処理する建機がありません。 「1」の荷降場の締固めブルドーザーの入力元となる土場が存在しません。 </div> </div>

